



# 2023-2024



CROWLEY INDEPENDENT SCHOOL DISTRICT

# S.H. Crowley Elementary Quality Report

## Comprehensive Accountability System

Metrics that Matter to our Community

### DISTRICT-ASSIGNED SCHOOL QUALITY RATING

2023-2024 **TBD**  
**ACADEMICS**

#### 3RD GRADE MATH

Approaches	Meets	Masters
67%	37%	11%

#### 5TH GRADE READING (Board Goal) ★

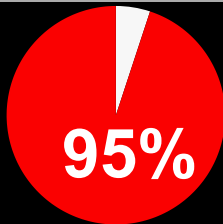
Approaches	Meets	Masters
74%	44%	13%

TEA Rating: TBD  
Baseline Year 2023

### Positive Student BEHAVIOR **5**

★ (Board Goal)

% of students with no suspensions



### Student DISCIPLINE

Discipline Incidents

Year	ISS	OSS
2022-2023	50	51
2023-2024	38	33

● In-school suspension ● Out-of-school suspension

### Student ENROLLMENT




### TEACHER Information **5**

#### Teacher-to-Student Ratio



**1:22**  
Teacher Student

#### Teacher Tenure



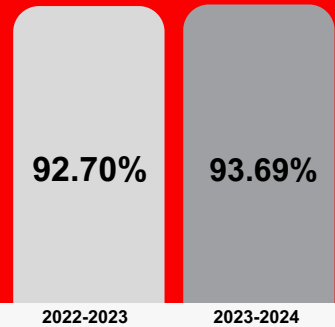
33 TEACHERS ON CAMPUS

### STUDENT SUPPORTS **4**

#### SOCIAL EMOTIONAL LEARNING SUPPORTS

Counselors	✓
SEL Specialists	
Interventionists	✓
AFTER SCHOOL PROGRAMS	
21st Century (ACE)	
Clayton Youth Enrichment	✓
Tutorials	✓

### Attendance PERCENTAGE **4**



### Parent and Student ENGAGEMENT OPPORTUNITIES

#### PARENT INVOLVEMENT **5**

- PTA
- All Pro Dad
- Student Advisory

#### STUDENT CLUBS **5**

- Girls in STEM
- Baking Club
- S.H. Crowley Choir
- Young Men in STEM
- Crazy 8's Math Club
- Coyote News Crew
- Boys 2 Leaders Mentoring
- Ladies of Distinction Mentoring
- Kids Debate Club
- Student Council

### Campus COMMUNICATION



SCHOOL ENVIRONMENT





2023-2024



CROWLEY INDEPENDENT SCHOOL DISTRICT

# S.H. Crowley Elementary Quality Report

## Comprehensive Accountability System



### Crowley ISD School Board

Our aspiration in Crowley ISD is to ensure that all students have access to a GREAT SCHOOL and are provided excellent educational experiences so that they achieve their full potential. When our students graduate from Crowley ISD, they will leave with more than a diploma. They will leave with choices and opportunities. We designed this School Quality Report (SQR) to highlight metrics that matter and to share with our community the areas of progress, the areas of opportunity, and the comprehensive quality of each school in Crowley ISD. This SQR is our effort to increase transparency by synthesizing the quantitative metrics with qualitative parent voices to provide a complete assessment of school quality.

S.H. Crowley Elementary has been a nurturing environment for our children. The dedication of the teachers to my child's growth is evident every day, and we are grateful for the strong community that supports our kids both academically and personally.

Lesly, S.H. Crowley Parent

I love to teach at THE S.H. Crowley Elementary for three simple reasons! 1. We have the most resilient students, who walk into our campus with open minds, a willing attitude, and a desire to be better every day! 2. The staff! We are a staff that truly supports everyone through thick and thin. If there's a problem that needs solving, so many open doors and listening ears that are willing and able to help! 3. We have the best administrators!

Knowing that I can go to my principal or assistant principal for anything is a blessing. Admin that lifts me up, has my back, and pushes me to reach my greatest potential is all that I can ask for!

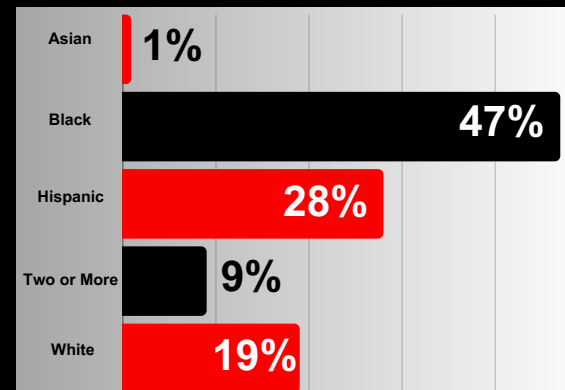
Ms. Bennett, S.H. Crowley Teacher

What I like about my school is that all the teachers say, "Hello" to you every morning. It makes me feel good to start my day!

London, S.H. Crowley Student

Visit <http://crowleyisdtx.org> for more details regarding our rubric.

### CAMPUS DEMOGRAPHICS



Economically DISADVANTAGED

75%

#### RUBRIC SCALE

- 1 NEEDS ATTENTION
- 2 AVERAGE
- 3 GOOD
- 4 EXCEPTIONAL
- 5 GREAT





# GRADED ON 2023-2024 DATA

CROWLEY INDEPENDENT SCHOOL DISTRICT

## Crowley ISD Quality Report

### Comprehensive Accountability System Rubric

Metrics that Matter to our Community

#### RUBRIC SCALE

- 1** NEEDS ATTENTION
- 2** AVERAGE
- 3** GOOD
- 4** EXCEPTIONAL
- 5** GREAT

#### FINANCE FUND BALANCE

- 1** Less than 9%
- 2** 10-14%
- 3** 14-17%
- 4** 18-19%
- 5** 20%

#### GRADUATION RATE

- 1** 89% or less
- 2** 89-90%
- 3** 90-92%
- 4** 93-94%
- 5** 95% or greater

#### DISTRICT-ASSIGNED SCHOOL QUALITY RATING

- 1** F
- 2** D
- 3** C
- 4** B
- 5** A

#### TEACHER INFORMATION

Total # of 5 plus year teachers divided by the total # of teachers to get the percentage

- 1** 10-19%
- 2** 20-38%
- 3** 39-48%
- 4** 49-59%
- 5** 60% or greater

#### College, Career and Military Readiness (CCMR)

- 1** 60-70%
- 2** 71-80%
- 3** 81-90%
- 4** 91-94%
- 5** 95% or greater

### SCHOOL ENVIRONMENT

#### POSITIVE STUDENT BEHAVIOR

##### ELEMENTARY

- 1** 85 or less
- 2** 86-89
- 3** 90-91
- 4** 92-94
- 5** 95 or greater

##### SECONDARY

- 1** 69%
- 2** 70-73%
- 3** 74-84%
- 4** 85-91%
- 5** 92% or greater

#### STUDENT SUPPORTS

##### ELEMENTARY

- 1** 1 out of 6
- 2** 2 out of 6
- 3** 3 out of 6
- 4** 4 out of 6
- 5** 5 out of 6

##### SECONDARY

- 1** 2 or less
- 3** 3 out of 6
- 5** 4 out of 5

#### ATTENDANCE PERCENTAGE

##### ELEMENTARY

- 1** 85% or less
- 2** 86-89%
- 3** 90-92%
- 4** 93-94%
- 5** 95% or greater

##### SECONDARY

- 1** 69%
- 2** 70-73%
- 3** 74-84%
- 4** 85-91%
- 5** 92% or greater

#### PARENT AND STUDENT ENGAGEMENT OPPORTUNITIES

##### Parent Involvement

- 1** 0      **5** 2 or more
- 2** 1

##### Student Clubs

- 1** 0      **5** 5 or more
- 2** 1      **3** 3-4

#### REFER TO SECONDARY RATINGS FOR DISTRICT

Visit <http://crowleyisdtx.org> for more details

